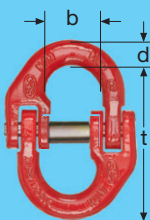
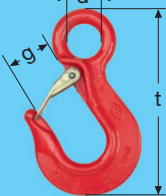
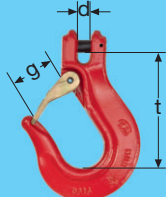


Connecting Link, Eye Hook, Clevis Hook

Artikel Article	Abmessung Size	Tragfähigkeit WLL	Gewicht Weight	Maße in mm Dimensions in mm		
		kg	kg/pce	d	t	b
Connecting Link  Typ B01	6 - 8	1.120	0,70	8	46	14
	7/8 - 8	2.000	0,16	11	54	19
	10 - 8	3.150	0,32	14	67	26
	13 - 8	5.300	0,62	17	82	30
	16 - 8	8.000	1,22	22	104	35
	18/20 - 8	12.500	2,05	23	116	42
	22 - 8	15.000	3,30	26	149	53
	26 - 8	21.200	5,00	33	184	65
	32 - 8	31.500	9,70	40	205	62

Artikel Article	Abmessung Size	Tragfähigkeit WLL	Gewicht Weight	Maße in mm Dimensions in mm		
		kg	kg/pce	d	t	g
Eye Hook  Typ A01	6/7 - 8	1.500	0,42	24	102	28
	8 - 8	2.000	0,62	28	115	29
	10 - 8	3.150	1,36	36	143	39
	13 - 8	5.300	2,50	44	186	45
	16 - 8	8.000	4,50	53	220	55
	18/20 - 8	12.500	6,35	44	190	49
	22/26 - 8	21.200	11,30	55	237	65
	32 - 8	31.500	24,50	60	317	75

Artikel Article	Abmessung Size	Tragfähigkeit WLL	Gewicht Weight	Maße in mm Dimensions in mm		
		kg	kg/pce	d	t	g
Clevis Hook  Typ A02	6/7 - 8	1.500	0,42	8	86	27
	8 - 8	2.000	0,65	9	97	27
	10 - 8	3.150	1,40	13	119	36
	13 - 8	5.300	2,60	16	153	44
	16 - 8	8.000	4,20	18	179	55
	18 - 8	10.000	6,80	21	165	59
	20 - 8	12.500	6,80	21	165	57